

STAR CONTROL II

Don't Reach For The Stars—Conquer Them!



Explore and conquer the universe on a quest to save the Earth from alien imperialism. Space adventure at its best!



- Explore over 3,000 planets!
- Interact with over 18 alien races!
- Fight head-to-head ship-to-ship battles with a friend!

ORION OFF-ROAD

Wreck-n-roll!

Orion Off-road takes you out of this world and onto the nastiest terrain in the galaxy. Kidney bruising 4x4 action at its best.

- Split screen two player action!
- Brutal car crushing combat!
- Awesome jumps and stomach churning effects!



Crystal Dynamics, The Horde and Orion Off-road are trademarks of Crystal Dynamics. Star Control II is a trademark of Accolade Inc. 3DO, the 3DO logos and Interactive Multiplayer are trademarks of The 3DO Company. © 1994 Crystal Dynamics Inc., 87 Encina Ave., Palo Alto, CA 94301. All rights reserved.

61030-M

CRYSTAL DYNAMICS

THE HORDE



3DO

For use with 3DO™ systems

Contents

A Princely Reward	2
Setting Up	4
Take Charge, Chauncey!	5
Building a Village	7
Seasonal Reports.....	7
Rules to Rule By	7
Cultivating & Defending the Land	8
Tools	9
Taxes.....	10
Popping The Horde	11
Incursion Update	11
De Rules of Defense	11
Counterattack!	12
Weapons	13
Shopping Spree	14
Saving & Loading Games	14
Pausing a Game	14
FNN	15
Food (Humans)	16
Hordlings	17
Habitats	20

CRYSTAL DYNAMICS GAME TIPS HOTLINE

1-415-473-3434

MON. - FRI., 9AM - 5PM PACIFIC TIME

A Princely Reward

Chauncey always did his best . . . be it pouring the wine, handing round the turkey, or clearing away the constant mess. After all, he was serving nobility, who live on a higher plane than most mortals.

In fact, so entranced were the courtly eaters, stuffing their faces and regaling the table with raunchy episodes from their noble lives, that no one was paying attention. So when King Winthrop, dazzled by yet another of the High Chancellor's windy war stories, started to huff and hack, it was Chauncey who darted to the rescue. He pounded the royal shoulders and squeezed him around the middle in a Heimlich maneuver to match the King's girth — that is to say, of epic proportions — until the unchewed morsel of turkey launched like a bounding boulder from His Majesty's gullet, and the King was saved!

The lofty company was so shocked by the skirmish that the High Chancellor, in a burst of loyalty, yelled for Chauncey's arrest. But the King sputtered a proclamation, punctuated by flying turkey bits:

"He saved my life. He is . . . a hero."

And on the spot, King Winthrop The Good knighted the astonished Chauncey and handed over his mighty sword, Grimthwacker.

A KIND HERD OF WILD COWS

Now Chauncey, who moments before was naught but a skinny serving boy with no kin save a kind herd of wild cows who raised him, found himself Sir Chauncey the Brave, holder of vast tracts of land.



The bad news is . . . Kronus Maelor, the Evil High Chancellor, is a realm-snatching throne jumper who wants the King dead. Now this key-biting royal interloper has to get rid of Chauncey, too!

But the good news is . . . with Grimthwacker and several other magical items, Chauncey may actually thwart the Evil High Chancellor's nefarious schemes and build his lands into a thriving community!

THE HORDE

But the even worse news is . . . Chauncey's lands are overrun with The Horde. These hulking, galloping mobs of loud, red, ravenous eaters perfume the air with an odious Eau de Outhouse while insatiably gobbling cow flesh and anything else they can shove into their unflossed maws!

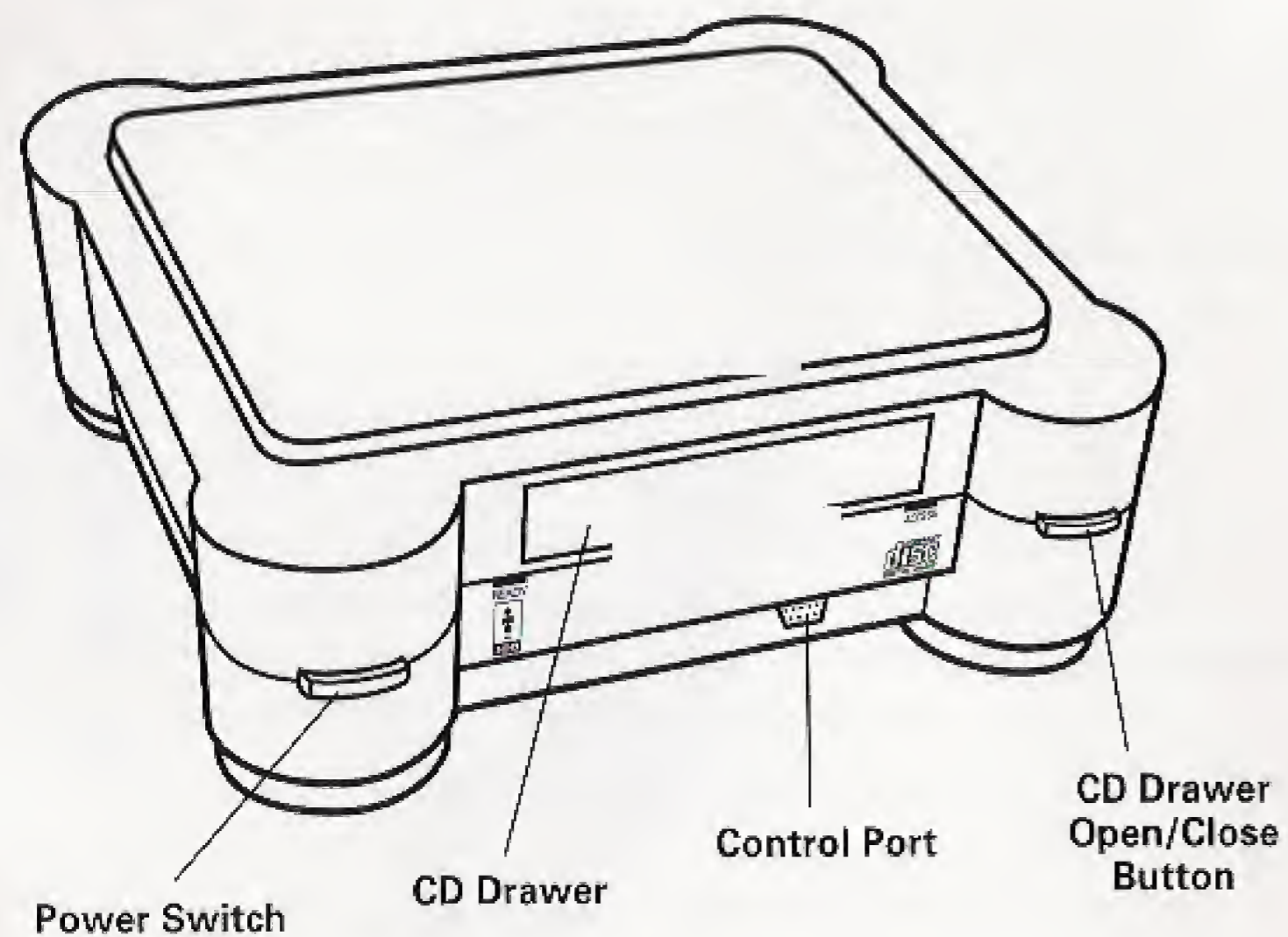
But the hopeful news is . . . Hordlings are pretty dang dumb!

So there's still a chance that Chauncey can rid the land of the overwhelming, ever-chomping plague and become the most renowned hero in Franzpowanki history!

That is, if he can stop tripping over his sword.

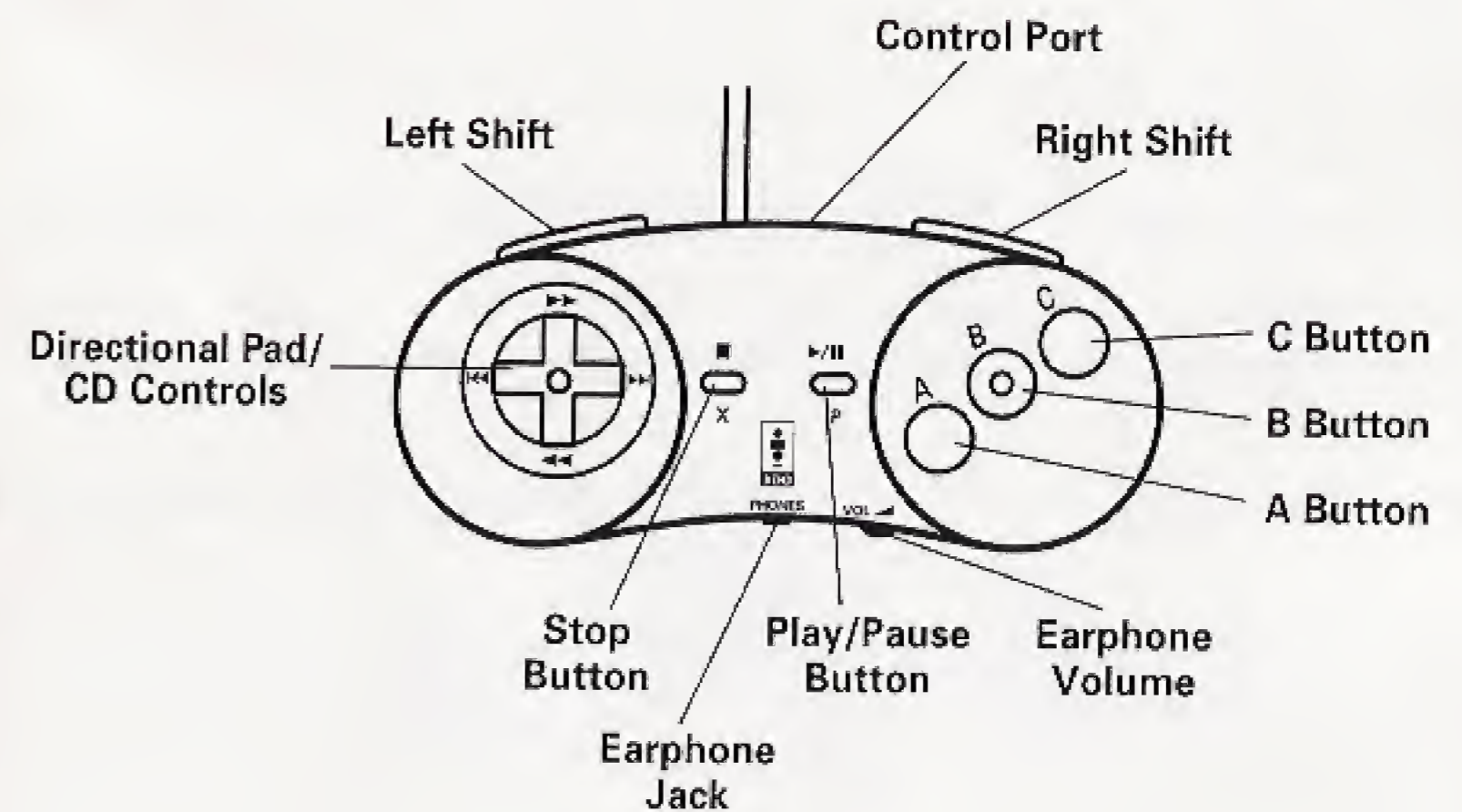


Setting Up



1. Set up your 3DO™ Interactive Multiplayer™, following the steps in the owner's manual.
2. Plug your controller into the control port.
3. Press the power switch to turn the unit ON.
4. Press the Open/Close button to open the CD drawer. Place the Crystal Dynamics game CD into the drawer, label side up. Press the Open/Close button again to close the drawer.

Take Charge, Chauncey!



BUILDING A VILLAGE

- Move around the map **D-Pad** when map is active
- Set an item in place **A Button** when map is active
- Switch between map **Button B**
and Tool Box
- Cycle through items **D-Pad** right/left when Tool Box is
active
- Choose displayed item **A Button** when Tool Box is active
- Switch map views **D-Pad** up/down when Tool Box is
active
- Return to map **Button B**
without changing item

BATTLING THE HORDE

- Move Chauncey on the map **D-Pad** when map is active
- Use a weapon **A Button** when controlling Chauncey
- Switch between map **B Button**
and Weapons Box
- Cycle through items **D-Pad** right/left when Weapons Box is active
- Choose displayed item **A Button** when Weapons Box is active
- Switch map views **D-Pad** up/down when Weapons Box is active
- Return to map **Button B**
without changing item

GENERAL CONTROLS

- Start; pause/resume **Play/Pause (P) Button**
- Skip video sequences **Any Button**
- Slow action to half speed Switch to Weapons box (**Button B**) or zoom map view (**D-Pad** up/down) during combat
- Load a saved game **Stop (X) Button**; highlight the game, then **A Button**

Building a Village

How kind of the Evil High Chancellor to hand over the title to your lands. It's time to take possession . . .

SEASONAL REPORTS

Like the farmer's wagon, the seasons start their roll. And like the farmer's almanac, the seasonal reports tell you what's up, including:

- + the season
- + the year
- + who's moving in (the more the merrier)
- + your tax bite in Crowns

RULES TO RULE BY

And how quickly those Crowns slip away. To make your village prosper, keep in mind these two tried and true rules:

Rule 1: Earn more money than you spend.

Rule 2: Defend your holdings from THE HORDE!

Use the first part of each season to cultivate your village and set up your defenses. Everything you need can be found in the Tool Box. Select as many items as you feel you need or can pay for, and move them onto the village map.

CULTIVATING & DEFENDING THE LAND

Item Outline

Village Map



Ready Cash,
in Crowns

Hourglass
Timer

Tool
Box

HOURGLASS TIMER

Take advantage of 2 full minutes (real time) to plan, build and set your defenses. When the sands run out, The Horde attacks!

ITEM OUTLINE

The outline is a silhouette of your selected item. Move it around, and press the **A Button** to set items in place.

VILLAGE MAP

Your village enlarges with each passing season. You can toggle between Zoom and Eagle's Eye map views, and set items in place in either view.

READY CASH, IN CROWNS

You'll spend some ready cash every time you use a tool. Buying cows and planting trees gets expensive. But the more tempting you make your village, the more immigrants you'll attract. They like nothing better than to build huts, make roads and plant crops. Their industrious activities will earn profits for you at the end of the season.

TOOL BOX

Pick out various tools and items for building up and defending the village.

TOOLS

To place an item on your land, select it from the Tool Box, move its silhouette onto the map, and press the **A Button**.

- + You can remove an item from the map by clicking on it again with its own silhouette.
- + You can replace an item by clicking on it with a different silhouette.
- + Every time you use an item (i.e., place it on the map), its cost is deducted from your Crowns. When you remove or replace an item on the map, its cost is added back. One exception: Water costs money to build and money to remove.
- + If you can't afford an item, its picture will be grayed out.

You only have a few items to start with. At the end of each year (4 seasons) you can buy the rights to additional items if you've earned enough Crowns.

DIG

Cultivate your vast (or semi-vast) tracts so the villagers can plant corn. Corn crops yield golden Crowns as well as kernels. The effects of this item vary with the terrain.

PLANT TREE

With enough trees, you can transform an inhospitable region into a true woodland.

BUY COW

Cows are just about the most valuable improvement you can make to your land. They're expensive, but they earn back a goodly sum of gold. Wouldn't you know it, cows are also the Hordlings' favorite snack. So once they're contentedly grazing, defend 'em well.

DIG PIT

Spike-lined pits provide a lasting deterrent to the drooling, chomping, belching invaders. Once you dig 'em, don't fall in.

ERECT WALLS/FENCES

Extend a barrier of stone to hold out the enemy.

EMPLOY KNIGHT/EMPLOY ARCHER

Call out your own army with these two defensive tools. Set up front lines of loyal sharpshooters as countermeasures against The Horde. Once in place, the knights and archers will turn to face the onrushing waves of Hordlings. Knights slash with spiked maces, and archers launch an avalanche of arrows to stop the greedy attackers before they gobble your goods.

END TURN

The hourglass timer gives you 2 full minutes of peace to work on your village and defenses before the Horde's invasion. If you're ready sooner, or you run out of Crowns, you can "take the Horde by the horns." Select the running Hordling in the Tool Box to end the building part of the season and bring on those ravenous marauders!

TAXES

Kronos Maelor has no mercy! At the end of each year, he issues a tax bill, which is due immediately. You'll be reminded of your obligation to the realm every season - so plan ahead. Cough up the coin of the realm, or you'll wind up rotting in a debtor's dungeon.

*Tax Rule: Save your assets, because
the taxman cometh.*

Popping the Horde

Hordlings live to eat! For the most part, they have a vocabulary of two words: "FOOD" and "EAT." They are extremely excitable, with the table manners of starving hyenas. Whenever they get the idea of FOOD or EAT, every other thought in their tiny brains is immediately driven out, and replaced by the chant "FOOD! FOOD! FOOD! FOOD! FOOD!" Then they all rush down and attack the village.

INCURSION UPDATE

Just before the onslaught, you'll get a battle order. Now you know how many Hordlings you must pop to stem the ravenous red tide for the current season.

Despite their supremely aggressive nature, Hordlings are as fragile as overfilled water bombs. Thwack them with Grimthwacker, and they burst in an explosion of red goo. When Hordlings are popped, they don't actually die. Shaman Hordlings can bring them back to life, wide-eyed and hungry.

DE RULES OF DEFENSE

The best defense is a good offense. In your case, de fence might be a line of spiky pits, rock walls or moats. But those only slow down the invasion. Get in there with Grimthwacker or another weapon and start doing some damage.

*Rule 1: Pop Hordlings before they
chomp your property.*

Rule 2: Don't get dizzy.

COUNTERATTACK!

Battlefield



Chauncey's
Health

Weapons
Box

BATTLEFIELD

Hordlings go wherever they want to. It's a good guess they'll head straight for the food. You can chase them around, or set up an ambush. Either way, when you pop them, they dissolve into red goo. It's grim!

You can toggle between Zoom and Eagle's Eye map views. Use Zoom for up-close-and-personal Horde popping. Use Eagle's Eye to see the location of the next wave of invaders.

The battle rages on until you've popped all the Hordlings, your village is destroyed, or Chauncey loses all his "heart."

CHAUNCEY'S HEALTH

He's got heart! But when he's hurt, he loses some. Keep an eye on this counter, because if Chauncey turns "heartless," the game's over.

Chauncey spins when he uses Grimthwacker. Get him dizzy, and he'll have to come to his senses before he can strike again. In the meantime, Hordlings are happily chomping their way through your village.

WEAPONS BOX

Pick out various weapons and other items for defending your village.

WEAPONS

GRIMTHWACKER

Your avenging blade, the gift of Good King Winthrop.

FLAMETHROWER

Grilled Hordlings, anyone?

RING OF TELEPORTATION

Zip from here to there through thin air.

BOOTS OF BOOGY

Beat feet to round up The Horde before they chomp your herd.

HAUNCH OF MEAT

Lay bait to lure the Hordlings to a gooey end.

BOMB

Lays in wait for a Hordling's touch. Then KA-BOOOM! Also effective in terraforming certain areas of Franzpowanki.

HEALING ROCK

Not an imitation! This naturally occurring antidote is acceptable to FEMA and restores some of Chauncey's "heart."

FLUTE

Serenade the hordling masses and lull them to a watery demise.

Shopping Spree

The season's will fly. At the end of every year (four seasons), it's time for your annual shopping spree. So hie thee to King Winthrop's castle.

Here, for a small charge, you can buy the rights to more Tools and Weapons than you've yet enjoyed. (Use your ATM — Automated Transfer of Mana — card.) Each item will cost a certain amount of Crowns. You can buy anything you want, as long as you've got the cash. Move the highlight to choose, and press the **A Button** to buy.

Each year, the number of items available to you will increase. After you buy an item, it will show up in your Tool or Weapons Box. Don't forget, you still have to pay to use it.

Select EXIT to end your buying trip and return to your land.

Saving & Loading Games

You can save your game at the end of each year. While shopping, select the Save Game item, and use its screen to name your game. You can save up to 10 games.

To load a saved game, press the **X Button**, highlight the name of the game you want, and then press the **A Button**.

Pausing a Game

Press the **P Button** to pause the action. Press it again to resume play.

FNN

"All the news, in your face." That's the byline of the Franzpowanki News Network, the mouth organ of the kingdom. Broadcasting straight from the largest crystal ball in town, they'll tell you what's coming up, what's going down, and what's out of action. And if there's no news, count on FNN to make something up.



Food (Humans)

SIR CHAUNCEY THE BRAVE

Though genuinely good-hearted, Chauncey is gawky and kind of hapless. We'll never know whether Chauncey would have been happy forever as the King's serving boy. A gagging royal has changed Chauncey's fate forever. Now this kind-hearted friend of cows is the boss of the bastion.



THE EVIL HIGH CHANCELLOR

Kronus Maelor, the King's Number One, is such a villain that everyone simply calls him "The Evil High Chancellor." This golfing politico always has a packed schedule of shady schemes. Since he must keep up appearances, he has his stupid henchmen do the dirty work.



GOOD KING WINTHROP

Fifty years ago, all the Hordlings were run out of Franzpowanki by the great hero, Bran the Barbarian. Bran became king, and with his bulging muscles and powerful blade Grimthwacker, he protected the kingdom from wrack and ruin. Bran is still king, though he's changed his name to Winthrop (which has a less fiber-filled ring). But now the king is a bit long in the tooth. Too much ale and red meat have made him fat and sleepy. He and his royals prefer to laze around the banquet table and outdo each other's stories of conquest, than actually go out and do something!



Hordlings

ADOLESCENT HORDLINGS

(hordlingus adolescus eatemupium)

These critters are of average Hordling intelligence and appetite. In other words, they are stupid as dirt and voracious. Some are just short and ugly; others are very short and very ugly. They all have wide gaping mouths, bulging eyes, tiny brains and a lumbering gait. They're most often seen charging down hillsides in vast numbers, intensely excited and ready to get swept away in a headlong frenzy for the tiniest reason, or no reason at all.



PIRANHA HORDLINGS

(hordlingium caninus biteum)

These enthusiastic fellas are the mutts of Hordlingdom. Constantly bounding back and forth, they bark and cavort, biting and swallowing amazons, barbarians, elves and everything they see. Their vise-like, locking jaws chomp down firmly! An acute sense of smell puts them ahead of the pack at sniffing out tasty morsels that might be trying to hide.



SWAMP HORDLINGS

(gatorus albertasaurus)

Swamp Hordlings are slow on land but can swim rapidly. They snort a lot in a guttural, gulping, snarly way and leave behind the aroma of pastrami and mustard on rye left out in the sun.

FOREST HORDLINGS

(*hordlingium pygmyus aggravatum*)

These Hordlings are a cross between highly irritating pygmies with blowguns, and highly irritating giggling leprechauns. Needless to say, their most consistent trait is that they are highly irritating. They're usually found near stands of trees, where they'll pop out with a funny waddle and shoot Chauncey with a plunger-like blowgun before swallowing a cow whole!



SHAMAN HORDLINGS

(*hordlineum magicus irritatem*)

Old, mouldering Shamans move slowly, smell terrible, and perform astonishing feats of magic. For instance, they can teleport, so they're hard to catch. They hurl fireballs better than the contestants in FNN's *Bowling for Farthings*. But the main task of every Shaman is to reconstitute Hordlings from the red eyeballs dotting the landscape. So whatever you do, keep an eye out for these guys.



DESERT HORDLINGS

(*biggus diggus*)


These mole-faced Hordlings burrow beneath the sand, only to emerge when you least want them to. Then they hop like a jackrabbit and bray like a donkey. With their drill-bit heads, they're particularly threatening, because they can't be popped until they wiggle out of the sand.



JUGGERNAUT HORDLINGS

(*reddus gigantiucus extradumms*)

Slow and lumbering, these brutes are nearly invincible in battle. They are also one of the few creatures on the planet that can make Adolescent Hordlings seem intelligent. When they hit an obstacle like a rock wall, they just keep trying to lurch forward until something breaks!



ICE HORDLINGS

(*hordus freezus buttoffium*)

These frosty, snow-ball bopping Hordlings make words like "refined" and "civilized" obsolete. In other words, they are totally abominable and brutish. Their only concern is getting a hut, villager or cow into their mouths as quickly as possible.

Habitats

SHIMTO PLAINS



Adolescent Hordlings are a pervasive plague in Franzpowanki. You'll face them early on in the Shimto Plains, where elves and barbarians can't even grow pumpkins in peace without being hassled!

FETID SWAMPS OF BUUZAL



The Fetid Swamps of Buuzal are a murky territory with extremely fertile fields — if you can stand the stench. They're just the place for Hordlings with an odor problem.

TREE REALMS OF ALBURGA



Wield your Flamethrower with caution: if one tree catches fire, a whole section of forest is liable to burn. It's a good way to toss a few more Hordlings on the BBQ.

KAR-NYAR DESERT



A nice place to tan, if you've got the time. But your job is getting crops to grow and workers to immigrate so you can pay your Tax Burden. Don't you hate it when you get sand everywhere!

FROZEN WASTES OF VESH



Ice Hordlings are only one of the obnoxious hazards in this arctic territory loaded with irritations. Add frostbite, tundra, permafrost, ice blindness and wet socks, and you'll just want to smash something!

Note: The Fungus Kudzu can invade your land and destroy your crops. In Battle Mode, Chauncey can walk over dangling Kudzu weeds to destroy them. In Building Mode, he can pick any item from the Inventory and cover the fungus to destroy it.

END USER NOTICE

THE 3DO COMPANY SHALL NOT BE LIABLE TO THE END USER FOR ANY LOSS OF DATA, LOST PROFITS, COST OF SUBSTITUTE GOODS OR OTHER CONSEQUENTIAL, INCIDENTAL, SPECIAL, PUNITIVE OR OTHER DAMAGES OF ANY KIND ARISING OUT OF THE USE OF OR INABILITY TO USE THE SOFTWARE.

THE 3DO COMPANY MAKES NO WARRANTIES, EXPRESS, IMPLIED OR STATUTORY, REGARDING THE SOFTWARE, INCLUDING WITHOUT LIMITATION THE IMPLIED WARRANTIES OF MERCHANTABILITY AND FITNESS FOR ANY PARTICULAR PURPOSE, OR ANY EQUIVALENT WARRANTIES UNDER THE LAWS OF ANY JURISDICTION.

DO NOT USE A FRONT OR REAR PROJECTION TELEVISION WITH THIS PRODUCT. YOUR PROJECTION TELEVISION SCREEN MAY BE PERMANENTLY DAMAGED IF STATIONARY SCENES OR PATTERNS ARE PLAYED ON YOUR PROJECTION TELEVISION. SIMILAR DAMAGE MAY OCCUR IF YOU PLACE THIS PRODUCT ON HOLD OR PAUSE. IF YOU USE YOUR PROJECTION TELEVISION WITH THIS PRODUCT, NEITHER THE 3DO COMPANY NOR CRYSTAL DYNAMICS WILL BE LIABLE FOR ANY RESULTING DAMAGE. THIS SITUATION IS NOT CAUSED BY A DEFECT IN THIS PRODUCT OR THE 3DO SYSTEM; OTHER FIXED OR REPETITIVE IMAGES MAY CAUSE SIMILAR DAMAGE TO A PROJECTION TELEVISION. PLEASE CONTACT YOUR TV MANUFACTURER FOR FURTHER INFORMATION.

THE EXECUTION OF SOFTWARE WITH THE 3DO SYSTEM INVOLVES THE USE OF PATENT RIGHTS, GRANTED OR APPLIED FOR, IN CERTAIN COUNTRIES. A PURCHASER OF THE 3DO SYSTEM IS LICENSED TO USE SUCH PATENT RIGHTS WITH SOFTWARE LICENSED BY THE 3DO COMPANY. NO LICENSE, IMPLIED OR OTHERWISE, IS GRANTED FOR THE EXECUTION OF OTHER SOFTWARE.

EPILEPSY WARNING

A very small percentage of people may experience epileptic seizures when exposed to certain light patterns or flashing lights, including those that appear on a television screen and while playing video games. If you, or anyone in your family, has an epileptic condition, consult your physician prior to playing. **If you experience any of the following symptoms while playing a video game — dizziness, altered vision, eye or muscle twitches, disorientation, loss of awareness, any involuntary movement or convulsions — IMMEDIATELY discontinue use and consult your physician before resuming play.**

HANDLING YOUR CRYSTAL DYNAMICS CD

1. Hold the disc by its edges, or with your thumb on the edge and one finger in the center. Avoid touching the disc's surface.
2. Don't expose the disc to direct sunlight or sources of high heat, such as a heating vent.
3. Clean the disc by wiping it with a soft, dry cloth. Do not use solvents such as benzine, thinner, commercially available solvents or antistatic spray intended for analog discs.

CRYSTAL DYNAMICS LIMITED WARRANTY

Crystal Dynamics warrants to the original purchaser of the computer software product, for a period of 90 days from the date of original purchase (the "Warranty Period") that under normal use, the magnetic media and the user documentation are free from defects in materials and workmanship.

WARRANTY CLAIMS

To make a warranty claim under this limited warranty, please return the product to the point of purchase, accompanied by proof of purchase, your name, your return address and a statement of the defect. OR send the disk(s) to us at Crystal Dynamics, 87 Encina Avenue, Palo Alto, CA 94301, within 90 days of purchase. Include a copy of the dated purchase receipt, your name, your return address and a statement of the defect. Crystal Dynamics or its authorized dealer will, at our option, repair or replace the product and return it to you (postage prepaid) or issue you with a credit equal to the purchase price.

To replace defective media after the 90-day warranty period has expired, send the original disk(s) to the Crystal Dynamics address given above. Enclose a statement of the defect, your name, your return address, and a check or money order for \$10.00.

The foregoing states the purchaser's sole and exclusive remedy for any breach of warranty with respect to the software product.

LIMITATIONS

THIS WARRANTY IS IN LIEU OF ALL OTHER WARRANTIES AND NO OTHER REPRESENTATIONS OR CLAIMS OF ANY NATURE SHALL BE BINDING ON OR OBLIGATE CRYSTAL DYNAMICS. ANY IMPLIED WARRANTIES APPLICABLE TO THIS SOFTWARE PRODUCT, INCLUDING WARRANTIES OF MERCHANTABILITY AND FITNESS FOR A PARTICULAR PURPOSE, ARE LIMITED TO THE 90-DAY PERIOD DESCRIBED ABOVE. IN NO EVENT WILL CRYSTAL DYNAMICS BE LIABLE FOR ANY SPECIAL, INCIDENTAL, OR CONSEQUENTIAL DAMAGES RESULTING FROM POSSESSION, USE OR MALFUNCTION OF THIS CRYSTAL DYNAMICS SOFTWARE PRODUCT.

Some states do not allow limitations as to how long an implied warranty lasts and/or exclusions or limitations of incidental or consequential damages, so the above limitations and/or exclusions of liability may not apply to you. This warranty gives you specific rights, and you may also have other rights which vary from state to state.

Credits

Programmers

Fred Ford, Ken Ford

Designer & Fiction

Paul Reiche III

Artist

Mike Provenza

Producer

Mark Wallace

Live Action Sequences Directed by

Robert Weaver

Live Action Sequences Produced by

Mackenzie Waggaman

Robert Weaver

Video Production Services Provided by

The Production Team

Inspiration & Guidance by

Madeline Canepa

Music

Burke Treischmann

Video Editors

Noah Hughes

Kevin Norr

Manual

Carol Ann Hanshaw

Neil Hanshaw

Additional Artists

George Barr

Iain McCaig

Cyrus Lum

Mira Ross

Steve Purcell

Paul Reiche III

Jim!!!

Video Project Manager

Julie Young

Marketing Manager

Scott Steinberg

Sound Effects

Paul Reiche III

Additional Music

Dan Nicholson

Riku Nuottajärvi

Eric Berge

Video Compression

Duck Corporation

CREDITS (CONTINUED)

Quality Assurance

Mark Ybarra
Chang Fadel
Mike Wu
Joe Willis
Susan Michele
Eugene Law

Starring

Kirk Cameron Chauncey
Michael Gregory Evil High Chancellor Maelor
Michael McCarthy Good King Winthrop
Henry Crowell Jr. Herald, FNN Newscaster,
Torture Victim & Narrator

Special Thanks To

Cows Across the World
Eric Lindstrom
Dan Hite
Greg Johnson
Robert Leyland
Greg Hammond
Andy Mitchell
Dave "You Can Count on Me" Kirk
Greg Marques
Gregg Tavares
Muther's Recording Studio